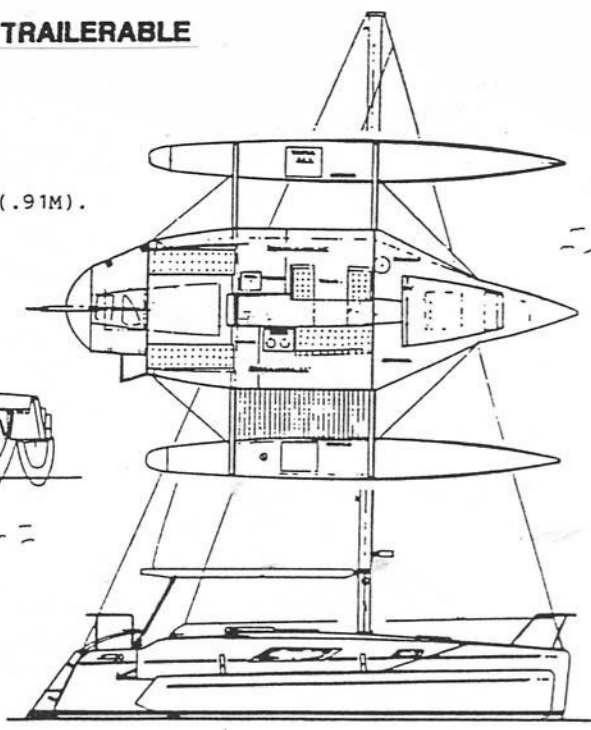
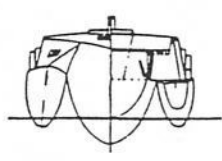
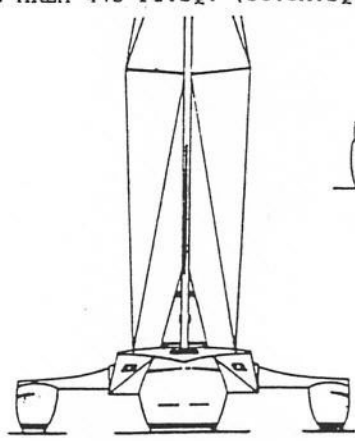


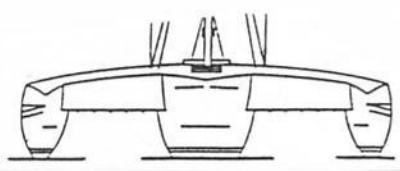
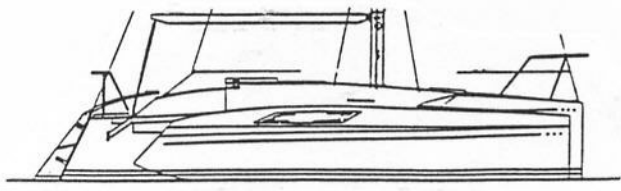
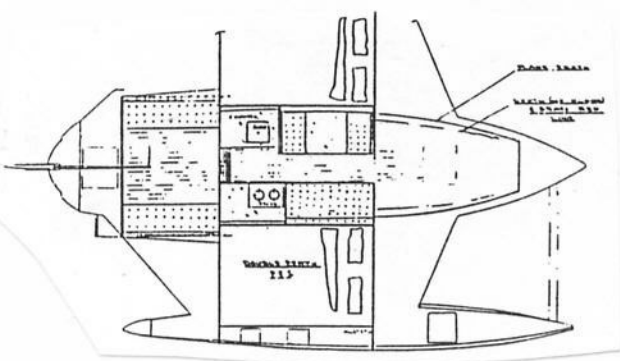
TRI-STAR 26MT - CRUISING - RACING - TRAILERABLE

LOA 26' (7.92M). LWL 25'6" (7.77M).
 BEAM 16'8" (5.08M). BEAM TRAILERING
 8'5" OR 8' (2.56M OR 2.44M).
 DRAFT 19" (.48M). DRAFT DAGGER BOARD 3' (.91M).
 LAUNCH DISPLACEMENT 1750# (795K).
 USEFUL LOAD 1150#+(522K).
 SAIL AREA 415 FT.SQ. (38.5M.SQ.).



TRI-STAR 24

TRAILERABLE MODEL OPTIONAL INCLUDED IN PLANS



LOA 24' LWL 23'9" BEAM 17'/ 16'8" SAIL AREA 386 ft/sq
 DRAFT MAIN HULL 19" DRAWING DAGGER BOARDS DOWN 36"
 DISPLACEMENT 1950# USEFUL LOAD 1300# +